



Alphabet - DTA

Roberto Romanello



Frame: cold injected polyurethane foam with inner steel profile and polyurethane inserts for back support
 Shaped Seat: non deformable polyurethane foam w/polyester padding
 Fire retardant foam meets California Bulletin 117A
 Legs: die-cast aluminum in Segis powder coat finishes

	yds	sq-ft	com	1	2	3-col	4	5	6	7	8-L1	9	10-L2	wt
LOUNGE CHAIR 29.5w, 27d, 28h, 17.5sh							02 chrome add		307					
I805 	3.25	59	2,174	2,337	2,467	2,597	2,727	2,857	2,987	3,117	3,247	3,377	3,507	59
LOVESEAT 54w, 27d, 28h, 17.5sh							02 chrome add		307					
I807 	7.5	135	2,480	2,855	3,155	3,455	3,755	4,055	4,355	4,655	4,955	5,255	5,555	101

Alphabet - GAMMA


Roberto Romanello

Frame: cold injected polyurethane foam with inner steel profile and polyurethane inserts for back support
 Shaped Seat: non deformable polyurethane foam w/polyester padding
 Fire retardant foam meets California Bulletin 117A
 Legs: die-cast aluminum in Segis powder coat finishes

	yds	sq-ft	com	1	2	3-col	4	5	6	7	8-L1	9	10-L2	wt
LOUNGE CHAIR 32.5w, 29.5d, 35.5h, 17.5sh, 25ah							02 chrome add		307					
I821 	4.5	81	2,778	3,003	3,183	3,363	3,543	3,723	3,903	4,083	4,263	4,443	4,623	72
SOFA 58.5w, 29.5d, 35.5h, 17.5sh, 25ah							02 chrome add		307					
I822 	7.5	135	4,682	5,057	5,357	5,657	5,957	6,257	6,557	6,857	7,157	7,457	7,757	122

Finishes

Metal legs



Alphabet - MI LONGUE

Roberto Romanello

Frame-Back: solid wood and plywood with non deformable polyurethane foam, lining of polyester padding

Fire retardant foam meets California Bulletin 117A

Legs: die-cast aluminum in Segis powder coat finishes

Headrest-Cushion: magnet operated continuously adjustable headrest and cushion

CHAISE LOUNGE

26w, 58.2d, 38.5h, 15.5sh
I840



yds	sq-ft	com	1	2	3-col	4	5	6	7	8-L1	9	10-L2	wt
						02 chrome add		307					
4	72	3,671	3,871	4,031	4,191	4,351	4,511	4,671	4,831	4,991	5,151	5,311	78

Alphabet - OMG

Roberto Romanello

Frame: cold injected polyurethane foam with inner steel profile and polyurethane inserts for back support

Shaped Seat: non deformable polyurethane foam w/polyester padding

Fire retardant foam meets California Bulletin 117A

Legs: die-cast aluminum in Segis powder coat finishes

LOUNGE CHAIR

32.5d, 29.5w, 30.5h, 17.5sh, 25ah
I800



yds	sq-ft	com	1	2	3-col	4	5	6	7	8-L1	9	10-L2	wt
						02 chrome add		307					
4.5	81	2,710	2,935	3,115	3,295	3,475	3,655	3,835	4,015	4,195	4,375	4,555	68

LOVESEAT

58.5h, 29.5d, 30.5h, 17.5sh, 25ah
I801



Finishes

Metal legs

