

HOTEL

Cisotti & Laube




Base: metal frame in powder coat finishes; inner frame in Medium Density Fiberboard

Seat-Back: different density non deformable foam covered with polyester padding


Fire retardant foam meets California Bulletin 117A

Armrests: plywood and non deformable foam

Tables- Tablet Arms: metal frame in powder coat finish with top in laminate with MDF core; available in Natural Oak AA or Dark Oak BB

	yds	com	1	2	3	4	5	6	7	8	9	10	wt
LOUNGE CHAIR													
with small armrests 36w, 32d, 29h, 16sh, 23ah IM01	5	2,488	2,738	2,938	3,138	3,338	3,538	3,738	3,938	4,138	4,338	4,538	
													
with large armrests 41w, 31.5d, 29h, 16sh, 23ah IM04	5	2,560	2,810	3,010	3,210	3,410	3,610	3,810	4,010	4,210	4,410	4,610	
LOVESEAT													
with small armrests 65.5w, 32d, 29h, 16sh, 23ah IM02	8	3,640	4,040	4,360	4,680	5,000	5,320	5,640	5,960	6,280	6,600	6,920	
													
with large armrests 70w, 32d, 29h, 16sh, 23ah IM05	8	3,726	4,126	4,446	4,766	5,086	5,406	5,726	6,046	6,366	6,686	7,006	
SOFA													
with small armrests 95w, 32d, 29h, 16sh, 23ah IM03	11	4,882	5,432	5,872	6,312	6,752	7,192	7,632	8,072	8,512	8,952	9,392	
													
with large armrests 100w, 32d, 29h, 16sh, 23ah IM06	11	4,972	5,522	5,962	6,402	6,842	7,282	7,722	8,162	8,602	9,042	9,482	
SMALL TABLES													
SQUARE 32w, 32d, 16h IMT5		899											
													
RECTANGULAR 48w, 24d, 13h IMT6		947											
													

Frame








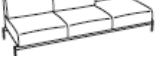






Tabletops

Laminate with ABS edge, 20 mm thick (art. PLD)






HOTEL -- MODULAR ELEMENTS

All modules in terminal position must be combined with one of the following:
 an upholstered armrest (IMBS or IMBL), a table (IMT4) or a tablet arm (IMTDX or IMTSX)

	yds	com	1	2	3	4	5	6	7	8	9	10	wt
MODULE 1 SEAT 29.5w, 31.5d, 29h, 16sh IMS1 	1 LOUNGE												
	3	1,880	2,030	2,150	2,270	2,390	2,510	2,630	2,750	2,870	2,990	3,110	
MODULE 2 SEATS 59w, 31.5d, 29h, 16sh IMS2 													
	6	3,217	3,517	3,757	3,997	4,237	4,477	4,717	4,957	5,197	5,437	5,677	
MODULE 2 SEATS 59w, 31.5d, 29h, 16sh IMP2 	1 LOUNGE - 1 OTTOMAN												
	4.75	2,908	3,146	3,336	3,526	3,716	3,906	4,096	4,286	4,476	4,666	4,856	
MODULE SEATS 59w, 31.5d, 16h IMQ2 	2 OTTOMANS												
	3.5	2,170	2,345	2,485	2,625	2,765	2,905	3,045	3,185	3,325	3,465	3,605	
MODULE 3 SEATS 88.5w, 31.5d, 29h, 16sh IMS3 	3 LOUNGES												
	9	4,374	4,824	5,184	5,544	5,904	6,264	6,624	6,984	7,344	7,704	8,064	
MODULE 3 SEATS 88.5w, 31.5d, 29h, 16sh IMP3 	2 LOUNGES - 1 OTTOMAN												
	7.75	4,184	4,572	4,882	5,192	5,502	5,812	6,122	6,432	6,742	7,052	7,362	
MODULE 3 SEATS 88.5w, 31.5d, 29h, 16sh IMQ3 	1 LOUNGE - 2 OTTOMANS												
	6.5	3,708	4,033	4,293	4,553	4,813	5,073	5,333	5,593	5,853	6,113	6,373	
ANGLE MODULE 31.5w, 31.5d, 29h, 16sh IMS4 													
	4	2,614	2,814	2,974	3,134	3,294	3,454	3,614	3,774	3,934	4,094	4,254	
LARGE ARMREST 5.5w, 31.5d, 16h IMBL 													
	1	365	415	455	495	535	575	615	655	695	735	775	
SMALL ARMREST 3w, 31.5d, 16h IMBS 													
	1	281	331	371	411	451	491	531	571	611	651	691	
TABLET ARMS	Right (DX) and Left (SX) refer to position when seated. Metal frame with top in laminate with MDF core; available in Natural Oak RC or Dark Oak RS. 12w, 32d, 21h												
IMTDX, RIGHT 		479											
IMTSX, LEFT 		479											

JOINING TABLES Laminate top, MDF core, oak finish in dark RS or natural RC; Segis powder coat frame

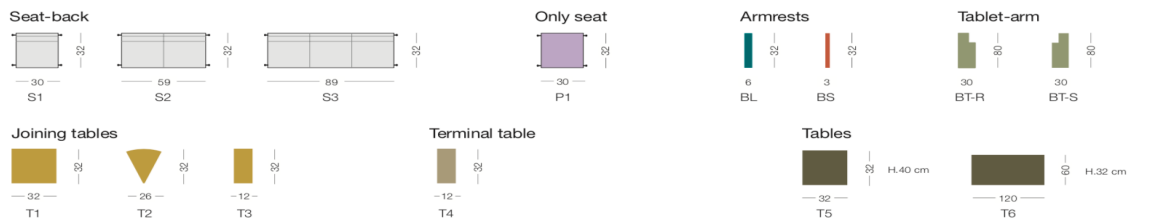
IMT1 TABLE 32w, 32d, 14h for 90° Angle Joining		807
IMT2 TABLE 26w, 32d, 14h for 45° Angle Joining		653
IMT3 TABLE 12w, 32d, 14h for Linear Joining		458
IMT4 TERMINAL TABLE 12w, 32d, 14h		438

HOTEL

Cisotti & Laube / 2018



Modules



Compositions

