

Test Report No. VNT/H/25/001006
Dated JUN. 09, 2025



Add value.
Inspire trust.

Note: This report is issued subject to the Testing and Certification, Validation and Verification Regulations of the TÜV SÜD Group and the General Terms and Conditions of Business of TÜV SÜD Vietnam Co. Ltd. In addition, this report is governed by the terms set out within this report.

Applicant : **SEGIS VIETNAM CO. LTD**
Address : Lot 34, 6th Street, Tam Phuoc Industrial Zone, Dong Nai Province - 76100
Attention : Le Quang Minh
Received Date : May. 20, 2025
Test Period : From May. 20, 2025 to Jun. 06, 2025
Confirmation Date : Jun. 09, 2025
Sample Description : Sloop Armchair 4 star swivel base R0722
Phase/Stage of Production : Production
Manufacturer : Segis VietNam
Model/Style# : SLOOP 55 Collection
Date of Production : 19/5/2025
Country Of Origin : VIET NAM



The results reported herein have been performed in accordance with the terms of accreditation under the Vietnam Bureau of Accreditation. Tests marked "Not Accredited" in this Report are not included in the BoA Accreditation Schedule for our laboratory.

Laboratory:
TÜV SÜD Vietnam Co. Ltd.
Lot III-26, 19/5A Street, Industry Group
III, Tan Binh I.P, Tay Thanh Ward, Tan
Phu District, Ho Chi Minh City, Vietnam

Phone :+ 84-28-62678506
Fax : +84-28-62678511
E-Mail: info.vn@tuvsud.com
<https://www.tuvsud.com/vi-vn>

Regional Head Office:
TÜV SÜD Asia Pacific Pte. Ltd.
15 International Business Park
TÜV SÜD @ IBP
Singapore 609937
TÜV®




Result summary/ conclusion:

Test parameter(s)	Conclusion
BS EN 16139:2013 + AC:2013 - Furniture - Strength, durability, and safety - Requirements for non-domestic seating (Level 2) (Excluded Clause 7 - Information for use)	Pass/ See Result(s)

Note(s):

- The submitted sample(s) is Not Drawn by the Laboratory.
- This testing result is only valid on the tested sample.
- The test report shall not be reproduced except in full without the written approval of the laboratory.
- Conclusion on Pass/Fail are based on the test result from the actual received sample(s).





PHYSICAL CHARACTERISTICS:

Overall Dimension:			
Depth x Width x Height (mm)	707 x 670 x 960	Seat Height (mm)	463
Net Weight (kg)	12.7	Backrest Length (mm)	570

TEST RESULT(S):

BS EN 16139:2013 + AC:2013 - Furniture - Strength, durability, and safety - Requirements for non-domestic seating (Level 2)			
Clause	Description	Result	Comments
4.1	General requirements	Pass	--
4.2	Shear and squeeze points		
4.2.1	Shear and squeeze points when setting up and folding	Not Applicable	--
4.2.2	Shear and squeeze points under the influence of powered mechanisms	Not Applicable	--
4.2.3	Shear and squeeze points during use	Pass	--
4.3	Stability		
4.3.1	General	Pass	--
4.3.2	Swiveling chairs	Pass	See Result 2 for details
4.3.3	Non-Swiveling chairs	Not Applicable	--
4.4	Rolling resistance of the unloaded chair	Not Applicable	--
4.5	Safety of the construction	Pass	See Result 1 for details
5.	Safety, strength and durability requirements	Pass	See Result 1 for details
6.	Test methods	Pass	See Result 1 for details
7.	Information for use	Not Requested	--



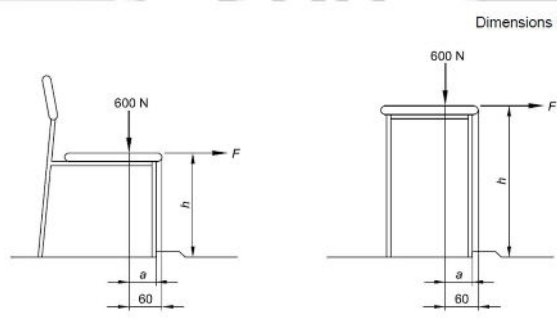
RESULT 1:

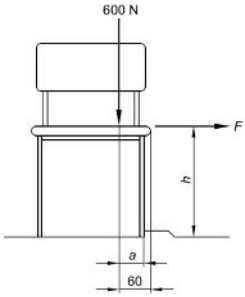
Clause	Description	Result	Comments
BS EN 1728:2012, 6.4	Seat static load and back static load test	Pass	--
BS EN 1728:2012, 6.5	Seat front edge static load test	Pass	--
BS EN 1728:2012, 6.6	Vertical static load on back	Pass	--
BS EN 1728:2012, 6.8	Foot rest static load	Not Applicable	--
BS EN 1728:2012, 6.9	Leg rest static load	Not Applicable	--
BS EN 1728:2012, 6.10	Arm rest sideways static load test	Pass	--
BSEN 1728:2012, 6.11	Arm rest downwards static load test	Pass	--
BS EN 1728:2012, 6.13	Vertical upwards static load on arm rests		
BS EN 1728:2012, 6.13.1	Seating which may be moved when occupied	Not Applicable	--
BS EN 1728:2012, 6.13.2	Stacking seating	Not Applicable	--
BSEN 1728:2012, 6.17	Combine seat and back durability test	Pass	--
BSEN 1728:2012, 6.18	Seat front edge durability test	Pass	--
BSEN 1728:2012, 6.20	Arm rest durability test	Pass	--
BS EN 1728:2012, 6.21	Foot rest durability test	Not Applicable	--
BS EN 1728:2012, 6.15	Leg forward static load	Pass	--
BS EN 1728:2012, 6.16	Leg sideways static load	Pass	--
BS EN 1728:2012, 6.24	Seat impact test	Pass	--
BS EN 1728:2012, 6.25	Back impact test	Pass	--
BS EN 1728:2012, 6.26	Arm impact test	Pass	--
BS EN 1728:2012, 6.27	Drop tests		
BS EN 1728:2012, 6.27.1	Drop test (Multiple seating units)	Not Applicable	--
BS EN 1728:2012, 6.27.2	Drop test (Stacking seating)	Not Applicable	--

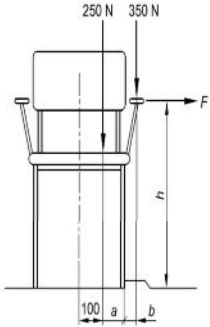
Clause	Description	Result	Comments
BS EN 1728:2012, 6.27.3	Drop test from the height of a table	Not Applicable	--
BS EN 1728:2012, 6.14	Auxiliary writing surface static load test	Not Applicable	--
BS EN 1728:2012, 6.22	Auxiliary writing surface durability test	Not Applicable	--
BS EN 1728:2012, 6.28	Backward fall test	Not Applicable	--

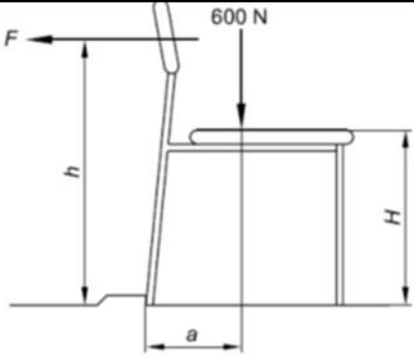
RESULT 2:

BS EN 1022:2005 Domestic furniture - Seating - Determination of stability

Clause	Test Method / Requirements	Rating /Result
6 Test procedure and requirements, all seating: experimental method		
6.2 Forwards overbalancing, all seating	<p>Position the seating on the floor surface with the front legs or base restrained by stops.</p> <p>Apply a force of 600 N vertically (for multiple sitting places to a maximum of 2 places) by means of the loading pad acting at those points 60 mm behind the front edge of the load bearing structure most likely to result in overturning.</p> <p>At each loaded position apply a force of 20 N for at least 5 s horizontally outwards along a horizontal line extended forward from the point where the base of the loading pad meets the upper surface of the seat.</p> <p>The seating shall not overturn during the test.</p>  <p>Dimensions in millimetres</p> <p>Key a The minimum horizontal distance from the overturning axis to the vertical projection of the seat loading point (see also Figures 6, 7 and 8)</p> <p>Figure 4 — Forwards overturning for chairs and stools</p>	Pass
6.3 Forwards overturning for seating with footrest	<p>For seating with footrests repeat the procedure in 6.2 applying the vertical and horizontal loads to the footrests.</p> <p>For footrests of tubular construction the loads shall be applied along the centre line of the tube.</p> <p>The seating shall not overturn during the test.</p>	Not Applicable
6.4 Sideways overbalancing, all	<p>Position the seating on the floor surface with the side legs or base restrained by stops.</p>	Not Applicable

Clause	Test Method / Requirements	Rating /Result
seating without arms	<p>Apply a force of 600 N vertically by means of the loading pad at those points 60 mm behind the edge of the load bearing structure of the side nearest the stopped feet most likely to result in overturning.</p> <p>Apply a sideways force of 20 N horizontally outwards for at least 5 s along a line from the point where the base of the loading pad meets the upper surface of the seat.</p> <p>The seating shall not overturn during the test.</p> <p style="text-align: right;">Dimensions in millimetres</p>  <p style="text-align: center;">Figure 5 — Sideways overturning for chairs without arms</p>	
6.5 Sideways overbalancing, all seating with arms	<p>Position the seating on the floor surface with the side legs or base restrained by stops.</p> <p>Apply a vertical force of 250 N by means of the loading pad at a position on the centre line of the arm up to a maximum 40 mm inwards from the outer edge of the arm structure at the most adverse position along its length.</p> <p>Apply a vertical force of 350 N at a point 100 mm to the side of the fore and aft centre line of the seat which is nearest the stopped feet and at the same distance from the backrest as the arm loads.</p> <p>Apply a horizontal force of 20 N outwards, and perpendicular to the line joining the stopped feet, for at least 5 s, at the upper surface of the armrest in line with the vertical arm force and on the side with stopped feet</p> <p>The seating shall not overturn during the test.</p>	Pass

Clause	Test Method / Requirements	Rating /Result
	<p style="text-align: right;">Dimensions in millimetres</p>  <p>Key</p> <p>b The minimum horizontal distance from the overturning axis to the vertical projection of the loading point</p> <p style="text-align: center;">Figure 6 — Sideways overturning for chairs with arms</p>	
<p>6.6 Rearwards overbalancing, all seating with backs</p>	<p>Position the seating on the floor surface with the rear legs or base restrained by stops.</p> <p>All adjustable backs shall be set in their most upright position.</p> <p>Apply a vertical force of 600 N to the seat by means of the loading pad at the seat loading point (A) determined by the loading point template.</p> <p>Determine the distance (H) in millimeters between the loaded seat and the floor. For seating having a value of $H \geq 720\text{mm}$ uses a force F of 80 N.</p> <p>For seating having a value of $H < 720\text{ mm}$ calculate the force F, in Newton, required from the following formula:</p> $F = 0, 2857 (1000-H).$ <p>Where: H is seat height in millimeters; F is horizontal rearward force in Newton.</p> <p>Apply the force F horizontally for at least 5s in a rearward direction to the back of the seating at the point (B) determined by the loading point template, or at the top edge of the back rest, whichever is the lower.</p> <p>When the seating has more than one sitting place, carry out the procedure on two most adverse sitting places simultaneously.</p> <p>The seating shall not overturn during the test.</p>	<p style="text-align: center;">Pass Seat Height: 420 mm F = 166 N</p>

Clause	Test Method / Requirements	Rating /Result
	 <p style="text-align: center;">Figure 7 — Rearwards overbalancing</p>	
7 Test procedures and requirements for seating with variable geometry: experimental method		
7.3 Tilting chairs	<p>If the seating has a locking system it shall be set in the fully tilted position.</p> <p>Load the seat with 11 loading discs so that the discs are firmly settled against the back rest.</p> <p>The seating shall not overturn during the test.</p> <p>NOTE: The test method applies to all values of $\theta \geq 10^\circ$ and values of γ between 90° and 170°.</p>	Not Applicable
7.4 Rocking chairs	<p>Load the chair with eight loading discs so that the discs rest against the chair back.</p> <p>Rock the chair forwards as far as is practicable or until the back is vertical. Allow the chair to rock rearwards freely under gravity.</p> <p>The seating shall not overturn during the test.</p> <p>NOTE: The most adverse floor surfacing shall be used, e.g. smooth and shiny or carpet or rubber.</p>	Not Applicable
7.5 Reclining chairs with footrest	<p>With the chair in the fully reclined configuration, load the back of the chair with eight loading discs by means of the support device and place three loading discs onto the footrest at a distance Z from the intersection of the seat and back.</p> <p>The seating shall not overturn during the test.</p> <p>NOTE: The test method applies to all values of $\theta \geq 10^\circ$ and less than 55° and values of γ between 90° and 170°.</p>	Not Applicable
7.7 Reclining chairs without footrest	<p>Load the back of the chair with eight loading discs by means of the support device and place three loading discs onto the front of the seat of the chair at a distance X from the intersection of the seat and back.</p> <p>The seating shall not overturn during the test.</p> <p>NOTE: The test method applies to all values of $\theta \geq 10^\circ$ and less than 45° and values of γ between 90° and 170°.</p>	Not Applicable

PHOTO(S) OF SUBMITTED SAMPLE(S) FOR TESTING:



Overall View - Before Test



Overall View - After Test



Front View



Back View



Left Side View



Right Side View



Top View



Bottom View





Customer inquiries, please contact:

Nhut Phan, Tel: +84 28 6267 8507, Ext: 123; email: hoang-nhut.phan@tuvsud.com

A handwritten signature in blue ink, appearing to read 'Phan'.

Phan Hoang Nhut
Senior Executive - Customer Service
Reviewer

A handwritten signature in blue ink, appearing to read 'Lien'.

Tran Thi Lien
Manager - Hardlines Laboratory
Authorizer





Please note that this Report is issued under the following terms :

1. This report applies to the sample of the specific product/equipment given at the time of its testing. The results are not used to indicate or imply that they are applicable to other similar items. In addition, such results must not be used to indicate or imply that TÜV SÜD Vietnam Co. Ltd. approves, recommends or endorses the manufacturer, supplier or user of such product/equipment, or that TÜV SÜD Vietnam Co. Ltd. in any way "guarantees" the later performance of the product/equipment. Unless otherwise stated in this report, no tests were conducted to determine long term effects of using the specific product/equipment.
2. The sample/s mentioned in this report is/are submitted/supplied/manufactured by the Client. TÜV SÜD Vietnam Co. Ltd. therefore assumes no responsibility for the accuracy of information on the brand name, model number, origin of manufacture, consignment or any information supplied.
3. Nothing in this report shall be interpreted to mean that TÜV SÜD Vietnam Co. Ltd. has verified or ascertained any endorsement or marks from any other testing authority or bodies that may be found on that sample.
4. This report shall not be reproduced wholly or in parts and no reference shall be made by the Client to TÜV SÜD Vietnam Co. Ltd. or to the report or results furnished by TÜV SÜD Vietnam Co. Ltd. in any advertisements or sales promotion.
5. Unless otherwise stated, the tests were carried out in TÜV SÜD Vietnam Co. Ltd., Lot III-26, 19/5A Street, Industry Group III, Tan Binh I.P, Tay Thanh Ward, Tan Phu District, Ho Chi Minh City, Vietnam.
6. The tests carried out by TÜV SÜD Vietnam Co. Ltd. and this report is subject to TÜV SÜD Vietnam Co. Ltd.'s General Terms and Conditions of Business and the Testing and Certification, Validation and Verification Regulations of the TÜV SÜD Group.

Effective 01 April 2024

-- END OF TEST REPORT --

